

FORM NO. MGT-7

[Pursuant to sub-Section(1) of section 92 of the Companies Act, 2013 and sub-rule (1) of rule 11of the Companies (Management and Administration) Rules, 2014]



Annual Return (other than OPCs and Small Companies)

Form language ☒ English ☐ Hindi

Refer the instruction kit for filing the form.

I. REGISTRATION AND OTHER DETAILS

(i) * Corporate Identification Number (CIN) of the company

L74899DL1992PLC050333

Pre-fill

Global Location Number (GLN) of the company

* Permanent Account Number (PAN) of the company

(ii) (a) Name of the company

UNO MINDA LIMITED

(b) Registered office address

B-64/1 WAZIRPUR, INDUSTRIAL AREA NA
DELHI
New Delhi
Delhi
110052



(c) *e-mail ID of the company

csmil@unominda.com

(d) *Telephone number with STD code

01149373931

(e) Website

www.unominda.com

(iii) Date of Incorporation

16/09/1992

(iv)	Type of the Company	Category of the Company	Sub-category of the Company
	Public Company	Company limited by shares	Indian Non-Government company

(v) Whether company is having share capital

☒ Yes ☐ No

(vi) *Whether shares listed on recognized Stock Exchange(s)

☒ Yes ☐ No

(a) Details of stock exchanges where shares are listed

S. No.	Stock Exchange Name	Code
1	NATIONAL STOCK EXCHANGE OF INDIA LTD.	1,024
2	BSE LIMITED	1

(b) CIN of the Registrar and Transfer Agent

U74210DL1991PLC042569

Pre-fill

Name of the Registrar and Transfer Agent

ALANKIT ASSIGNMENTS LIMITED

Registered office address of the Registrar and Transfer Agents

205-208ANARKALI COMPLEX
JHANDEWALAN EXTENSION

(vii) *Financial year From date 01/04/2024 (DD/MM/YYYY) To date 31/03/2025 (DD/MM/YYYY)

(viii) *Whether Annual general meeting (AGM) held ☒ Yes ☐ No

(a) If yes, date of AGM

(b) Due date of AGM

30/09/2025

(c) Whether any extension for AGM granted

☐ Yes ☒ No

II. PRINCIPAL BUSINESS ACTIVITIES OF THE COMPANY

*Number of business activities

1

S.No	Main Activity group code	Description of Main Activity group	Business Activity Code	Description of Business Activity	% of turnover of the company
1	C	Manufacturing	C10	Electrical equipment, General Purpose and Special purpose Machinery & equipment,	100

III. PARTICULARS OF HOLDING, SUBSIDIARY AND ASSOCIATE COMPANIES (INCLUDING JOINT VENTURES)





*No. of Companies for which information is to be given

38

Pre-fill All

S.No	Name of the company	CIN / FCRN	Holding/ Subsidiary/Associate/ Joint Venture	% of shares held
1	UNO MINDA KYORAKU LIMITED	U35122DL2011PLC223819	Subsidiary	67.68
2	MINDA STORAGE BATTERIES PRIVATE LIMITED	U35900DL2011PTC228383	Subsidiary	100

3	UNO MINDA KATOLEC ELECTRIC +	U35999DL2017PTC315486	Subsidiary	51
4	UNO MINDARIKA PRIVATE LIMITED +	U74899DL1995PTC073692	Subsidiary	51
5	MI TORICA INDIA PRIVATE LIMITED +	U51909DL2011PTC223728	Subsidiary	60
6	MITIL POLYMER PRIVATE LIMITED +	U51909DL2016PTC306953	Subsidiary	60
7	UNOMINDA EV SYSTEMS PRIVATE +	U35990DL2021PTC391318	Subsidiary	50.1
8	UNOMINDA AUTO SYSTEMS PRIVATE +	U35900DL2021PTC391331	Subsidiary	100
9	UNO MINDA BUEHLER MOTOR +	U31900DL2022PTC408158	Subsidiary	50.1
10	UNO MINDA TACHI-S SEATING +	U35990DL2022PTC406342	Subsidiary	51
11	UNO MINDA AUTO TECHNOLOGIES +	U29301DL2023PTC411882	Subsidiary	100
12	UNO MINDA AUTO INNOVATIONS +	U29304DL2023PTC411982	Subsidiary	100
13	UNO MINDA D-TEN INDIA PRIVATE +	U50400DL2012PTC238724	Subsidiary	51
14	MINDA ONKYO INDIA PRIVATE +	U35999DL2017PTC313323	Subsidiary	80
15	MINDA WESTPORT TECHNOLOGIES +	U35999DL2010PLC200859	Subsidiary	75.99
16	TOYODA GOSEI UNO MINDA INDIA +	U28111RJ2008PTC026385	Associate	49.9
17	ROKI UNO MINDA CO. PRIVATE +	U34300DL2010PTC211292	Joint Venture	49
18	DENSO TEN UNO MINDA INDIA +	U35999DL2012FTC238701	Joint Venture	49
19	TOKAI RIKAI MINDA INDIA PRIVATE +	U34300KA2008PTC047401	Joint Venture	30
20	MINDA NABTESCO AUTOMOTIVE +	U29219DL2013PTC248215	Associate	49
21	CSE DAKSHINA SOLAR PRIVATE +	U40106MH2019PTC322032	Associate	27.71
22	STRONGSUN RENEWABLES PRIVATE +	U40106MH2020PTC342118	Associate	28.1
23	Global Mazinkert S.L.		Subsidiary	100
24	Clarton Horn S.A.U., Spain		Subsidiary	100
25	Light & Systems Technical Cen +		Subsidiary	100
26	Clarton Horn Signalkoustic Gm +		Subsidiary	100
27	Clarton Horn, Mexico S. De R.L. +		Subsidiary	100

28	PT Minda Asean Automotive 		Subsidiary	100
29	PT Minda Trading		Subsidiary	100
30	Sam Global Pte Limited		Subsidiary	100
31	Minda Industries Vietnam Cor 		Subsidiary	100
32	Minda Korea Co Ltd		Subsidiary	100
33	UNO Minda Auto Spare Parts a 		Subsidiary	100
34	UNO Minda Europe GmbH		Subsidiary	100
35	CREAT GmbH		Subsidiary	100
36	Uno Minda Systems GmbH		Subsidiary	100
37	Rinder Riduco, S.A.S. Columbia 		Joint Venture	50
38	CREAT Czech s.r.o.		Subsidiary	100

IV. SHARE CAPITAL, DEBENTURES AND OTHER SECURITIES OF THE COMPANY

(i) *SHARE CAPITAL

(a) Equity share capital

Particulars	Authorised capital	Issued capital	Subscribed capital	Paid up capital
Total number of equity shares	3,918,519,740	574,163,845	574,163,845	574,163,845
Total amount of equity shares (in Rupees)	7,837,039,480	1,148,327,690	1,148,327,690	1,148,327,690

Number of classes

1

Class of Shares	Authorised capital	Issued capital	Subscribed capital	Paid up capital
Equity Shares of Rs.2/- each				
Number of equity shares	3,918,519,740	574,163,845	574,163,845	574,163,845
Nominal value per share (in rupees)	2	2	2	2
Total amount of equity shares (in rupees)	7,837,039,480	1,148,327,690	1,148,327,690	1,148,327,690

(b) Preference share capital

Particulars	Authorised capital	Issued capital	Subscribed capital	Paid-up capital
Total number of preference shares	61,194,945	0	0	0
Total amount of preference shares (in rupees)	3,644,494,500	0	0	0

Number of classes

2

Class of shares	Authorised capital	Issued capital	Subscribed capital	Paid up capital
8% Non-Cumulative Redeemable Preference Shares				
Number of preference shares	27,500,000	0	0	0
Nominal value per share (in rupees)	10	10	10	10
Total amount of preference shares (in rupees)	275,000,000	0	0	0
Class of shares	Authorised capital	Issued capital	Subscribed capital	Paid up capital
0.01% Non-Cumulative Redeemable Preference Shares				
Number of preference shares	33,694,945	0	0	0
Nominal value per share (in rupees)	100	100	100	100
Total amount of preference shares (in rupees)	3,369,494,500	0	0	0

(c) Unclassified share capital

Particulars	Authorised Capital
Total amount of unclassified shares	0

(d) Break-up of paid-up share capital

Class of shares	Number of shares			Total nominal amount	Total Paid-up amount	Total premium
Equity shares	Physical	DEMAT	Total			
At the beginning of the year	1,613,187	572,481,388	574094575	1,148,189,1	1,148,189,	
Increase during the year	0	505,051	505051	1,010,102	1,010,102	0
i. Public Issues	0	0	0	0	0	0
ii. Rights issue	0	0	0	0	0	
iii. Bonus issue	0	0	0	0	0	0
iv. Private Placement/ Preferential allotment	0	0	0	0	0	0
v. ESOPs	0	69,270	69270	138,540	138,540	

vi. Sweat equity shares allotted	0	0	0	0	0	0
vii. Conversion of Preference share	0	0	0	0	0	0
viii. Conversion of Debentures	0	0	0	0	0	0
ix. GDRs/ADRs	0	0	0	0	0	0
x. Others, specify	0	435,781	435781	871,562	871,562	
Dematerialisation						
Decrease during the year	435,781	0	435781	871,562	871,562	0
i. Buy-back of shares	0	0	0	0	0	0
ii. Shares forfeited	0	0	0	0	0	
iii. Reduction of share capital	0	0	0	0	0	
iv. Others, specify	435,781	0	435781	871,562	871,562	
Dematerialisation						
At the end of the year	1,177,406	572,986,439	574163845	1,148,327,6	1,148,327,6	

Preference shares

At the beginning of the year	0	0	0	0	0	
Increase during the year	0	0	0	0	0	0
i. Issues of shares	0	0	0	0	0	0
ii. Re-issue of forfeited shares	0	0	0	0	0	0
iii. Others, specify				0	0	
NIL						
Decrease during the year	0	0	0	0	0	0
i. Redemption of shares	0	0	0	0	0	0
ii. Shares forfeited	0	0	0	0	0	0
iii. Reduction of share capital	0	0	0	0	0	0
iv. Others, specify				0	0	
NIL						
At the end of the year	0	0	0	0	0	

ISIN of the equity shares of the company

INE405E01023

(ii) Details of stock split/consolidation during the year (for each class of shares)

0

Class of shares		(i)	(ii)	(iii)
Before split / Consolidation	Number of shares			
	Face value per share			
After split / Consolidation	Number of shares			
	Face value per share			

(iii) Details of shares/Debentures Transfers since closure date of last financial year (or in the case of the first return at any time since the incorporation of the company) *

☒ Nil

[Details being provided in a CD/Digital Media]

☐

Yes

☐

No

☐

Not Applicable

Separate sheet attached for details of transfers

☐

Yes

☐

No

Note: In case list of transfer exceeds 10, option for submission as a separate sheet attachment or submission in a CD/Digital Media may be shown.

Date of the previous annual general meeting		<input type="text"/>	
Date of registration of transfer (Date Month Year)		<input type="text"/>	
Type of transfer	<input type="text"/>	1 - Equity, 2- Preference Shares,3 - Debentures, 4 - Stock	
Number of Shares/ Debentures/ Units Transferred	<input type="text"/>	Amount per Share/ Debenture/Unit (in Rs.)	<input type="text"/>
Ledger Folio of Transferor		<input type="text"/>	
Transferor's Name	<input type="text"/>	<input type="text"/>	<input type="text"/>
	Surname	middle name	first name
Ledger Folio of Transferee		<input type="text"/>	

Transferee's Name	<input type="text"/>	<input type="text"/>	<input type="text"/>
	Surname	middle name	first name

Date of registration of transfer (Date Month Year)	<input type="text"/>
--	----------------------

Type of transfer	<input type="text"/>	1 - Equity, 2- Preference Shares,3 - Debentures, 4 - Stock
------------------	----------------------	--

Number of Shares/ Debentures/ Units Transferred	<input type="text"/>	Amount per Share/ Debenture/Unit (in Rs.)	<input type="text"/>
---	----------------------	---	----------------------

Ledger Folio of Transferor	<input type="text"/>
----------------------------	----------------------

Transferor's Name	<input type="text"/>	<input type="text"/>	<input type="text"/>
	Surname	middle name	first name

Ledger Folio of Transferee	<input type="text"/>
----------------------------	----------------------

Transferee's Name	<input type="text"/>	<input type="text"/>	<input type="text"/>
	Surname	middle name	first name

(iv) *Debentures (Outstanding as at the end of financial year)

Particulars	Number of units	Nominal value per unit	Total value
Non-convertible debentures	40,000	100000	4,000,000,000
Partly convertible debentures	0	0	0
Fully convertible debentures	0	0	0
Total			4,000,000,000

Details of debentures

Class of debentures	Outstanding as at the beginning of the year	Increase during the year	Decrease during the year	Outstanding as at the end of the year
Non-convertible debentures	0	4,000,000,000	0	4,000,000,000
Partly convertible debentures	0	0	0	0
Fully convertible debentures	0	0	0	0

(v) Securities (other than shares and debentures)

0

Type of Securities	Number of Securities	Nominal Value of each Unit	Total Nominal Value	Paid up Value of each Unit	Total Paid up Value
Total					

V. *Turnover and net worth of the company (as defined in the Companies Act, 2013)

(i) Turnover

124,556,571,581.55

(ii) Net worth of the Company

48,058,462,440.83

VI. (a) *SHARE HOLDING PATTERN - Promoters

S. No.	Category	Equity		Preference	
		Number of shares	Percentage	Number of shares	Percentage
1.	Individual/Hindu Undivided Family				
	(i) Indian	217,838,317	37.94	0	
	(ii) Non-resident Indian (NRI)	0	0	0	
	(iii) Foreign national (other than NRI)	0	0	0	
2.	Government				
	(i) Central Government	0	0	0	
	(ii) State Government	0	0	0	
	(iii) Government companies	0	0	0	
3.	Insurance companies	0	0	0	
4.	Banks	0	0	0	
5.	Financial institutions	0	0	0	

6.	Foreign institutional investors	0	0	0	
7.	Mutual funds	0	0	0	
8.	Venture capital	0	0	0	
9.	Body corporate (not mentioned above)	176,267,144	30.7	0	
10.	Others (Promoters Trust) Maa Vaishno D +	649,380	0.11	0	
	Total	394,754,841	68.75	0	0

Total number of shareholders (promoters)

12

(b) *SHARE HOLDING PATTERN - Public/Other than promoters

S. No.	Category	Equity		Preference	
		Number of shares	Percentage	Number of shares	Percentage
1.	Individual/Hindu Undivided Family				
	(i) Indian	30,587,281	5.33	0	
	(ii) Non-resident Indian (NRI)	1,407,891	0.25	0	
	(iii) Foreign national (other than NRI)	0	0	0	
2.	Government				
	(i) Central Government	0	0	0	
	(ii) State Government	0	0	0	
	(iii) Government companies	0	0	0	
3.	Insurance companies	11,979,206	2.09	0	
4.	Banks	608	0	0	
5.	Financial institutions	520,683	0.09	0	
6.	Foreign institutional investors	57,961,082	10.09	0	
7.	Mutual funds	73,859,323	12.86	0	
8.	Venture capital	0	0	0	
9.	Body corporate (not mentioned above)	1,207,299	0.21	0	
10.	Others AIF, PF, IEPF, TRUST, CLEARI +	1,885,631	0.33	0	

	Total	179,409,004	31.25	0	0
--	--------------	-------------	-------	---	---

Total number of shareholders (other than promoters)

202,169

**Total number of shareholders (Promoters+Public/
Other than promoters)**

202,181

(c) *Details of Foreign institutional investors' (FIIs) holding shares of the company

275

Name of the FII	Address	Date of Incorporation	Country of Incorporation	Number of shares held	% of shares held
LEGAL AND GENERAL +	CITIBANK N.A. CUSTODY SERVICES +			129,503	0.02
THE EMERGING MARK +	CITIBANK N.A. CUSTODY SERVICES +			121,899	0.02
THE EMERGING MARK +	CITIBANK N.A. CUSTODY SERVICES +			171,664	0.03
EMERGING MARKETS +	CITIBANK N.A. CUSTODY SERVICES +			1,101,704	0.19
UNIVERSAL-INVESTME +	CITIBANK N.A. CUSTODY SERVICES +			5,079	0
UNITED NATIONS FOR +	CITIBANK N.A. CUSTODY SERVICES +			70,091	0.01
IBM DIVERSIFIED GLO +	CITIBANK N.A. CUSTODY SERVICES +			13,263	0
EMERGING MARKETS +	CITIBANK N.A. CUSTODY SERVICES +			53,091	0.01
MANULIFE GLOBAL FU +	CITIBANK N.A. CUSTODY SERVICES +			189,948	0.03
UTAH STATE RETIREM +	CITIBANK N.A. CUSTODY SERVICES +			20,045	0
NEW VERNON INDIA L +	CITIBANK N.A. CUSTODY SERVICES +			625,451	0.11
PGGM WORLD EQUITY +	CITIBANK N.A. CUSTODY SERVICES +			68,118	0.01
NORTHERN TRUST CO +	CITIBANK N.A. CUSTODY SERVICES +			7,808	0
PGGM WORLD EQUITY +	CITIBANK N.A. CUSTODY SERVICES +			30,545	0.01
LEGAL & GENERAL GL +	CITIBANK N.A. CUSTODY SERVICES +			59,846	0.01
KUWAIT INVESTMENT +	CITIBANK N.A. CUSTODY SERVICES +			817,558	0.14
IRISH LIFE ASSURANCE +	CITIBANK N.A. CUSTODY SERVICES +			18,362	0
HEPTAGON FUND ICA +	CITIBANK N.A. CUSTODY SERVICES +			212,767	0.04
DENDANA INVESTMEN +	CITIBANK N.A. CUSTODY SERVICES +			79,864	0.01
WORLD EX U.S. CORE +	CITIBANK N.A. CUSTODY SERVICES +			56,378	0.01

Name of the FII	Address	Date of Incorporation	Country of Incorporation	Number of shares held	% of shares held
DRIEHAUS EMERGING +	CITIBANK N.A. CUSTODY SERVICES +			130,877	0.02
GOVERNMENT PENSIC +	CITIBANK N.A. CUSTODY SERVICES +			185,840	0.32
MORGAN STANLEY AS +	CITIBANK N.A. CUSTODY SERVICES +			820,853	0.14
NORTHERN TRUST CO +	CITIBANK N.A. CUSTODY SERVICES +			154,764	0.03
GENERAL ORGANIZAT +	CITIBANK N.A. CUSTODY SERVICES +			81,577	0.01

VII. *NUMBER OF PROMOTERS, MEMBERS, DEBENTURE HOLDERS
(Details, Promoters, Members (other than promoters), Debenture holders)

Details	At the beginning of the year	At the end of the year
Promoters	12	12
Members (other than promoters)	168,360	202,169
Debenture holders	0	2

VIII. DETAILS OF DIRECTORS AND KEY MANAGERIAL PERSONNEL

(A) *Composition of Board of Directors

Category	Number of directors at the beginning of the year		Number of directors at the end of the year		Percentage of shares held by directors as at the end of year	
	Executive	Non-executive	Executive	Non-executive	Executive	Non-executive
A. Promoter	1	1	1	0	21.2	0
B. Non-Promoter	1	6	2	5	0.06	0
(i) Non-Independent	1	1	2	0	0.06	0
(ii) Independent	0	5	0	5	0	0
C. Nominee Directors representing	0	0	0	0	0	0
(i) Banks & FIs	0	0	0	0	0	0
(ii) Investing institutions	0	0	0	0	0	0
(iii) Government	0	0	0	0	0	0
(iv) Small share holders	0	0	0	0	0	0
(v) Others	0	0	0	0	0	0

Total	2	7	3	5	21.26	0
-------	---	---	---	---	-------	---

Number of Directors and Key managerial personnel (who is not director) as on the financial year end date 10

(B) (i) *Details of directors and Key managerial personnel as on the closure of financial year

Name	DIN/PAN	Designation	Number of equity share(s) held	Date of cessation (after closure of financial year : If any)
MR. NIRMAL KUMAR I	00014942	Managing Director	121,719,311	
MR. RAVI MEHRA	01651911	Whole-time director	234,688	
MR. VIVEK JINDAL	01074542	Whole-time director	145,184	
MR. RAJIV BATRA	00082866	Director	0	
MS. RASHMI URDHW	08668140	Director	0	
MR. KRISHANA KUMA	09477623	Director	0	15/06/2025
MS. SANDHYA SHEKH	06986369	Director	0	
Mr. SATISH BALKRISH	01793948	Director	0	12/04/2025
MR. SUNIL BOHRA		CFO	30,000	
MR. TARUN KUMAR S		Company Secretar	0	

(ii) Particulars of change in director(s) and Key managerial personnel during the year

7

Name	DIN/PAN	Designation at the beginning / during the financial year	Date of appointment/ change in designation/ cessation	Nature of change (Appointment/ Change in designation/ Cessation)
MR. VIVEK JINDAL	01074542	Whole-time director	01/04/2024	APPOINTMENT
MR. ANAND KUMAR	00007964	Director	25/03/2025	CESSATION
MR. RAKESH BATRA	06511494	Director	19/07/2024	CESSATION
MS. SANDHYA SHEKH	06986369	Additional director	01/09/2024	APPOINTMENT
MS. SANDHYA SHEKH	06986369	Director	18/10/2024	CHANGE IN DESIGNATION
MR. RAVI MEHRA	01651911	Whole-time director	01/04/2024	RE-APPOINTMENT
MR. RAJIV BATRA	00082866	Director	01/04/2024	RE-APPOINTMENT

IX. MEETINGS OF MEMBERS/CLASS OF MEMBERS/BOARD/COMMITTEES OF THE BOARD OF DIRECTORS

A. MEMBERS/CLASS /REQUISITIONED/NCLT/COURT CONVENED MEETINGS

Number of meetings held

2

Type of meeting	Date of meeting	Total Number of Members entitled to attend meeting	Attendance	
			Number of members attended	% of total shareholding
COURT CONVENED MEETING +	20/04/2024	173,223	193	69
ANNUAL GENERAL MEETING +	27/08/2024	193,564	444	69

B. BOARD MEETINGS

*Number of meetings held

10

S. No.	Date of meeting	Total Number of directors associated as on the date of meeting	Attendance	
			Number of directors attended	% of attendance
1	01/04/2024	9	7	77.78
2	23/05/2024	9	8	88.89
3	05/06/2024	9	9	100
4	27/06/2024	9	8	88.89
5	07/08/2024	8	8	100
6	19/09/2024	9	8	88.89
7	12/11/2024	9	9	100
8	06/02/2025	9	9	100
9	14/02/2025	9	8	88.89
10	30/03/2025	8	7	87.5

C. COMMITTEE MEETINGS

Number of meetings held

33

S. No.	Type of meeting	Date of meeting	Total Number of Members as on the date of the meeting	Attendance	
				Number of members attended	% of attendance
1	Audit Committee +	01/04/2024	4	3	75

S. No.	Type of meeting	Date of meeting	Total Number of Members as on the date of the meeting	Attendance	
				Number of members attended	% of attendance
2	Audit Committee Meeting	18/05/2024	4	4	100
3	Audit Committee Meeting	06/08/2024	3	3	100
4	Audit Committee Meeting	19/09/2024	3	3	100
5	Audit Committee Meeting	11/11/2024	3	3	100
6	Audit Committee Meeting	05/02/2025	3	3	100
7	Audit Committee Meeting	14/02/2025	4	4	100
8	Audit Committee Meeting	29/03/2025	4	4	100
9	Nomination and Remuneration Committee Meeting	01/04/2024	3	2	66.67
10	Nomination and Remuneration Committee Meeting	23/05/2024	3	3	100

D. *ATTENDANCE OF DIRECTORS

S. No.	Name of the director	Board Meetings			Committee Meetings			Whether attended AGM held on
		Number of Meetings which director was entitled to attend	Number of Meetings attended	% of attendance	Number of Meetings which director was entitled to attend	Number of Meetings attended	% of attendance	27/08/2024
								(Y/N/NA)
1	MR. NIRMAL K. SINGH	10	9	90	3	3	100	Yes
2	MR. RAVI MEHTA	10	9	90	4	4	100	Yes
3	MR. VIVEK JIJA	10	7	70	6	2	33.33	Yes
4	MR. RAJIV BANSAL	10	9	90	25	25	100	Yes
5	MS. RASHMI KUMAR	10	10	100	22	22	100	Yes
6	MR. KRISHAN K. SINGH	10	10	100	9	9	100	Yes
7	MS. SANDHYA K. SINGH	5	5	100	3	3	100	Not Applicable
8	Mr. SATISH B. SINGH	10	10	100	13	13	100	Yes

X. *REMUNERATION OF DIRECTORS AND KEY MANAGERIAL PERSONNEL

☐ Nil

Number of Managing Director, Whole-time Directors and/or Manager whose remuneration details to be entered

3

S. No.	Name	Designation	Gross Salary	Commission	Stock Option/ Sweat equity	Others	Total Amount
1	MR. NIRMAL KUMAR	MANAGING DIRECTOR	58,174,413	260,000,000	0	4,095,468	322,269,881
2	MR. RAVI MEHRA	WHOLE TIME DIRECTOR	70,615,101.6	0	0	3,996,600	74,611,701.6
3	MR. VIVEK JINDAL	WHOLE TIME DIRECTOR	21,856,396.8	0	0	1,772,244	23,628,640.8
	Total		150,645,911.4	260,000,000	0	9,864,312	420,510,223.4

Number of CEO, CFO and Company secretary whose remuneration details to be entered

2

S. No.	Name	Designation	Gross Salary	Commission	Stock Option/ Sweat equity	Others	Total Amount
1	MR. SUNIL BOHRA	CHIEF FINANCIAL OFFICER	64,195,847.6	0	0	3,699,144	67,894,991.6
2	MR. TARUN KUMAR	COMPANY SECRETARY	5,848,593	0	0	368,388	6,216,981
	Total		70,044,440.6	0	0	4,067,532	74,111,972.6

Number of other directors whose remuneration details to be entered

6

S. No.	Name	Designation	Gross Salary	Commission	Stock Option/ Sweat equity	Others	Total Amount
1	MR. KRISHAN KUMAR	INDEPENDENT DIRECTOR	0	0	0	915,000	915,000
2	MS. SANDHYA SHARMA	INDEPENDENT DIRECTOR	0	0	0	365,000	365,000
3	MR. RAJIV BATRA	INDEPENDENT DIRECTOR	0	0	0	1,120,000	1,120,000
4	MR. SATISH BALKRISHNAN	INDEPENDENT DIRECTOR	0	0	0	695,000	695,000
5	MR. RASHMI URDHWA	INDEPENDENT DIRECTOR	0	0	0	1,125,000	1,125,000
6	MR. RAKESH BATH	INDEPENDENT DIRECTOR	0	0	0	230,000	230,000
	Total		0	0	0	4,450,000	4,450,000

XI. MATTERS RELATED TO CERTIFICATION OF COMPLIANCES AND DISCLOSURES

* A. Whether the company has made compliances and disclosures in respect of applicable provisions of the Companies Act, 2013 during the year ☒ Yes ☐ No

B. If No, give reasons/observations

XII. PENALTY AND PUNISHMENT - DETAILS THEREOF

(A) DETAILS OF PENALTIES / PUNISHMENT IMPOSED ON COMPANY/DIRECTORS /OFFICERS ☒ Nil

Name of the company/ directors/ officers	Name of the court/ concerned Authority	Date of Order	Name of the Act and section under which penalised / punished	Details of penalty/ punishment	Details of appeal (if any) including present status

(B) DETAILS OF COMPOUNDING OF OFFENCES ☒ Nil

Name of the company/ directors/ officers	Name of the court/ concerned Authority	Date of Order	Name of the Act and section under which offence committed	Particulars of offence	Amount of compounding (in Rupees)

XIII. Whether complete list of shareholders, debenture holders has been enclosed as an attachment

☐ Yes ☒ No

(In case of 'No', submit the details separately through the method specified in instruction kit)

XIV. COMPLIANCE OF SUB-SECTION (2) OF SECTION 92, IN CASE OF LISTED COMPANIES

In case of a listed company or a company having paid up share capital of Ten Crore rupees or more or turnover of Fifty Crore rupees or more, details of company secretary in whole time practice certifying the annual return in Form MGT-8.

Name

Whether associate or fellow

☐ Associate ☐ Fellow

Certificate of practice number

I/We certify that:

(a) The return states the facts, as they stood on the date of the closure of the financial year aforesaid correctly and adequately.

(b) Unless otherwise expressly stated to the contrary elsewhere in this Return, the Company has complied with all the provisions of the Act during the financial year.

Declaration

I am Authorised by the Board of Directors of the company vide resolution no. ...

06

dated

22/05/2018

(DD/MM/YYYY) to sign this form and declare that all the requirements of the Companies Act, 2013 and the rules made thereunder in respect of the subject matter of this form and matters incidental thereto have been complied with. I further declare that:

1. Whatever is stated in this form and in the attachments thereto is true, correct and complete and no information material to the subject matter of this form has been suppressed or concealed and is as per the original records maintained by the company.
2. All the required attachments have been completely and legibly attached to this form.

Note: Attention is also drawn to the provisions of Section 447, section 448 and 449 of the Companies Act, 2013 which provide for punishment for fraud, punishment for false statement and punishment for false evidence respectively.

To be digitally signed by

Director

DIN of the director

00014942

To be digitally signed by

- ☒ Company Secretary
- ☐ Company secretary in practice

Membership number

11994

Certificate of practice number

Attachments

1. List of share holders, debenture holders
2. Approval letter for extension of AGM;
3. Copy of MGT-8;
4. Optional Attachement(s), if any

Attach

Attach

Attach

Attach

List of attachments

Remove attachment

Modify

Check Form

Prescrutiny

Submit

This eForm has been taken on file maintained by the Registrar of Companies through electronic mode and on the basis of statement of correctness given by the company